

P.E.F. PUBLIC MONTHLY DASHBOARD - APRIL, 2026



9,550

**APRIL, 2026
TRAVELERS**



9,524

**TRAVELERS
ARRIVING BY AIR**



26

**TRAVELERS
ARRIVING BY SEA**

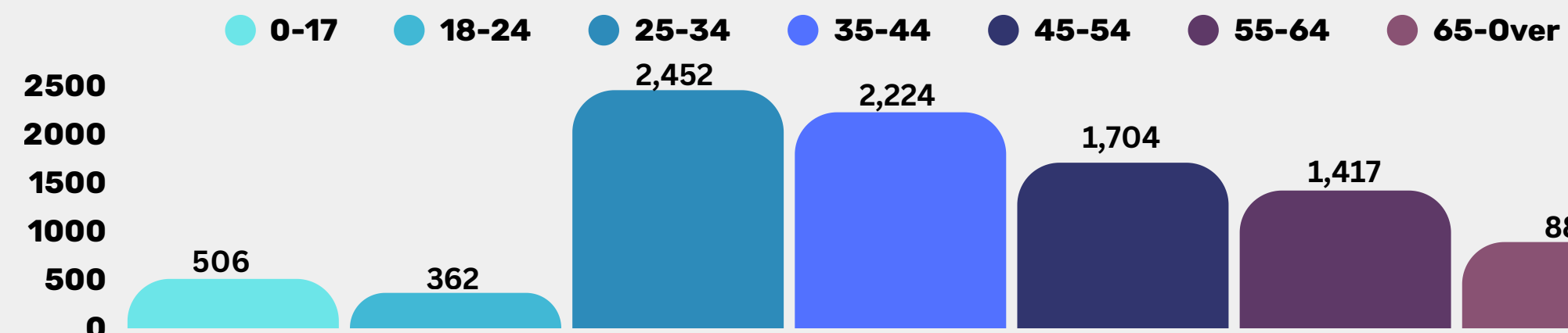
9,012

VISITORS

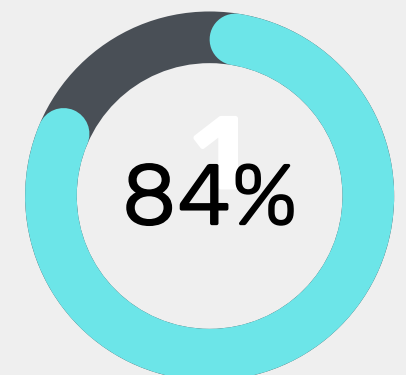
538

RESIDENTS

AGE GROUP

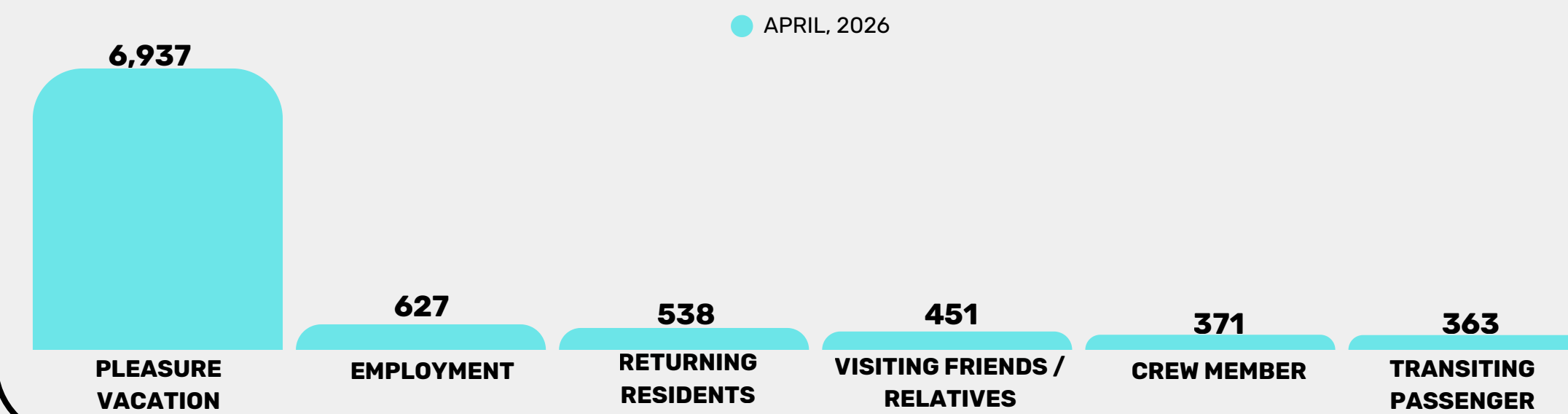


**PERCENTAGE OF
COVID-19
VACCINATED
TRAVELERS**



**OUT OF 9,550
TRAVELERS**

TOP PURPOSE OF TRAVEL



Sea Vessels

LIVE ABOARD

RESEARCH VESSEL








TANKER SHIP

PASSENGER SHIP

NAVAL SHIP

OFFSHORE VESSEL

MOST TRAVELERS BY COUNTRY

| COUNTRY | APR.2026 | YTD |
|---|----------|--------|
| CHINA  | 2,176 | 10,662 |
| TAIWAN  | 1,587 | 5,781 |
| JAPAN  | 1,148 | 5,007 |
| U.S.A.  | 851 | 3,942 |
| AUSTRALIA  | 494 | 1,936 |
| PHILIPPINES  | 493 | 1,866 |
| HONG KONG  | 350 | 1,194 |

TOP 7 VACCINATED COUNTRIES

| COUNTRY | VACCINATED | TOTAL | % |
|-------------|------------|-------|-----|
| AUSTRALIA | 466 | 494 | 94% |
| HONG KONG | 323 | 350 | 92% |
| TAIWAN | 1455 | 1587 | 92% |
| U.S.A. | 767 | 851 | 90% |
| PHILIPPINES | 433 | 493 | 88% |
| JAPAN | 955 | 1148 | 83% |
| CHINA | 1457 | 2176 | 67% |

Air Vessels

| | |
|-------------------------------|-----------------------------|
| CAMBODIA AIRWAYS (KR5561) | PHILIPPINE AIRLINES (PR513) |
| CHINA AIRLINES (CI028) | QANTAS AIRWAYS (QF165) |
| CHINA AIRLINES (CI030) | UNITED AIRLINES (UA143) |
| GREATER BAY AIRLINES (HB8235) | UNITED AIRLINES (UA157) |
| HONGKONG AIRLINES (HX2725) | UNITED AIRLINES (UA192) |
| MILITARY (MILAIR) | UNITED AIRLINES (UA193) |
| NAURU AIRLINES (ON041) | UNITED AIRLINES (UA192) |
| PRIVATE | |

AS OF 05/15/2026