

P.E.F. PUBLIC MONTHLY DASHBOARD - MARCH, 2026



9,769
MARCH, 2026
TRAVELERS



9,713
TRAVELERS
ARRIVING BY AIR

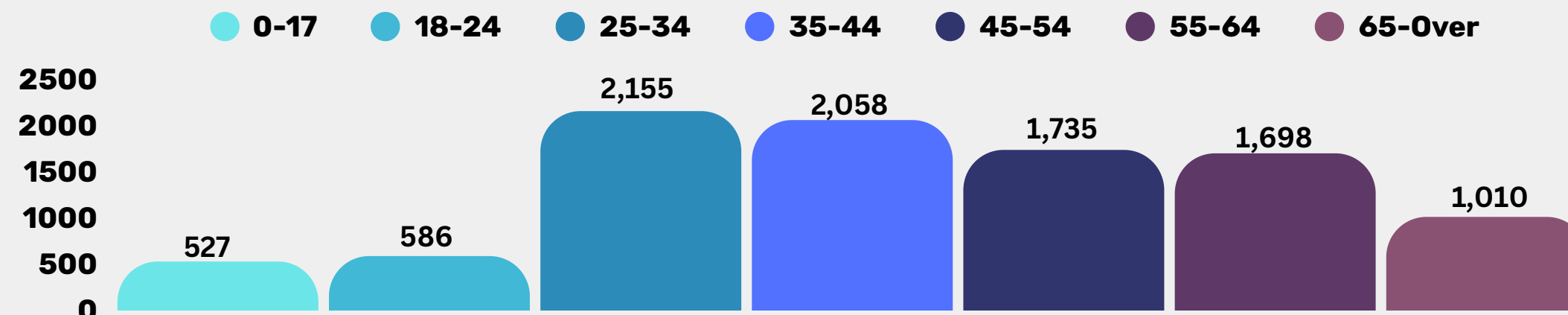


56
TRAVELERS
ARRIVING BY SEA

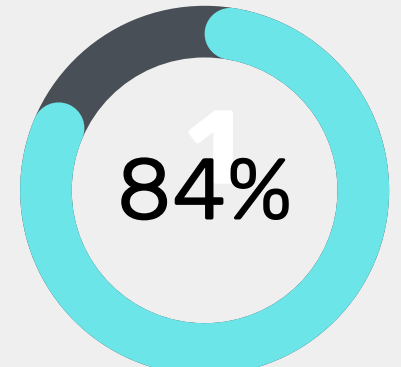
9,056
VISITORS

713
RESIDENTS

AGE GROUP

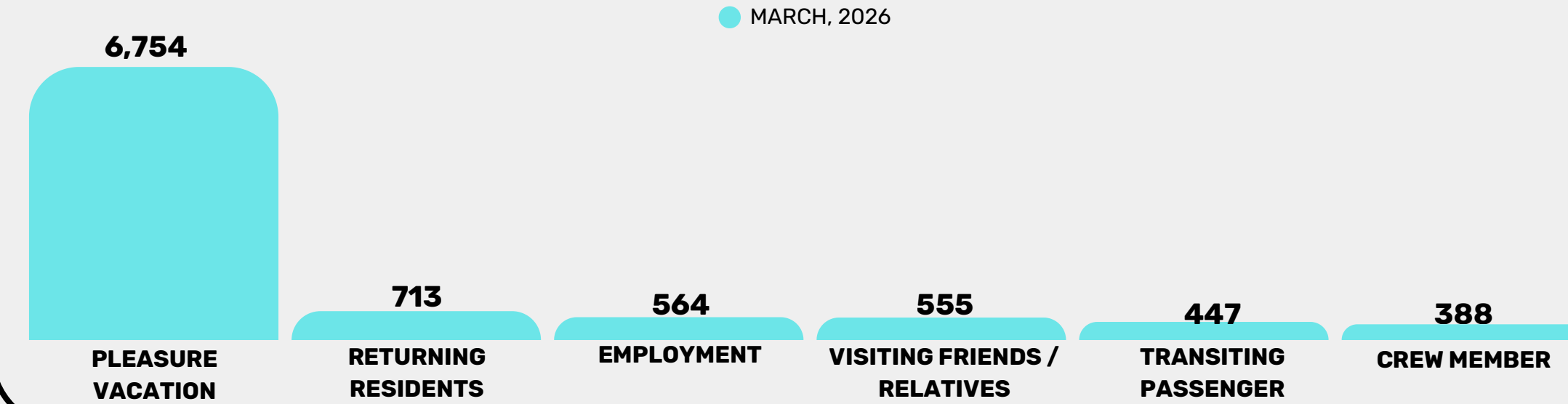


PERCENTAGE OF
COVID-19
VACCINATED
TRAVELERS



OUT OF 9,769
TRAVELERS

TOP PURPOSE OF TRAVEL



Sea Vessels

YACHT

LIVE ABOARD

RESEARCH VESSEL

FISHING VESSEL

TANKER

Air Vessels

CAMBODIA AIRWAYS (KR5561)	NAURU AIRLINES (ON045)
CHINA AIRLINES (CI028)	PRIVATE
CHINA AIRLINES (CI030)	PHILIPPINE AIRLINES (PR513)
GREATER BAY AIRLINES (HB8235)	QANTAS AIRWAYS (QF165)
HONGKONG AIRLINES (HX2725)	UNITED AIRLINES (UA143)
MILITARY (MILAIR)	UNITED AIRLINES (UA157)
NAURU AIRLINES (ON041)	UNITED AIRLINES (UA192)
NAURU AIRLINES (ON942)	UNITED AIRLINES (UA193)
NAURU AIRLINES (ON031)	

MOST TRAVELERS BY COUNTRY

COUNTRY	FEB.2026	YTD
CHINA	3,979	6,278
TAIWAN	1,669	3,041
JAPAN	1,257	2,558
U.S.A.	781	1,997
AUSTRALIA	434	925
PHILIPPINES	405	976
HONG KONG	240	518

TOP 7 VACCINATED COUNTRIES

COUNTRY	VACCINATED	TOTAL	%
AUSTRALIA	448	466	96%
U.S.A.	1011	1094	92%
HONG KONG	272	299	91%
TAIWAN	1041	1153	90%
GUAM	238	268	89%
JAPAN	1014	1301	78%
CHINA	1583	2205	72%