

P.E.F. PUBLIC MONTHLY DASHBOARD - JANUARY, 2026



10,041
JANUARY, 2026
TRAVELERS



10,030
TRAVELERS
ARRIVING BY AIR

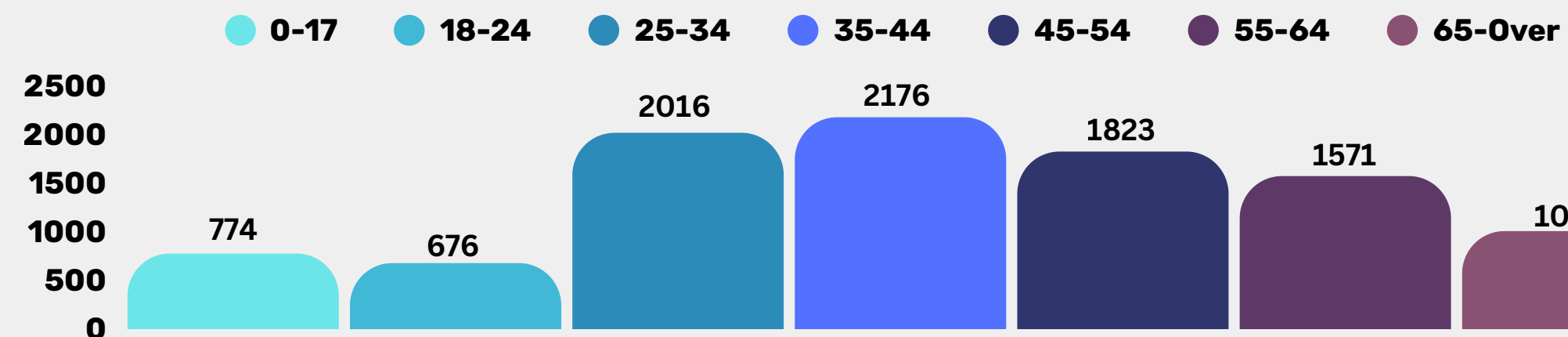


11
TRAVELERS
ARRIVING BY SEA

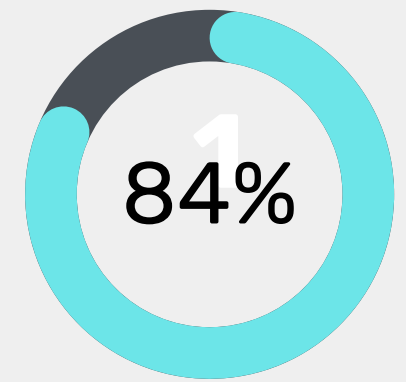
9,473
VISITORS

568
RESIDENTS

AGE GROUP

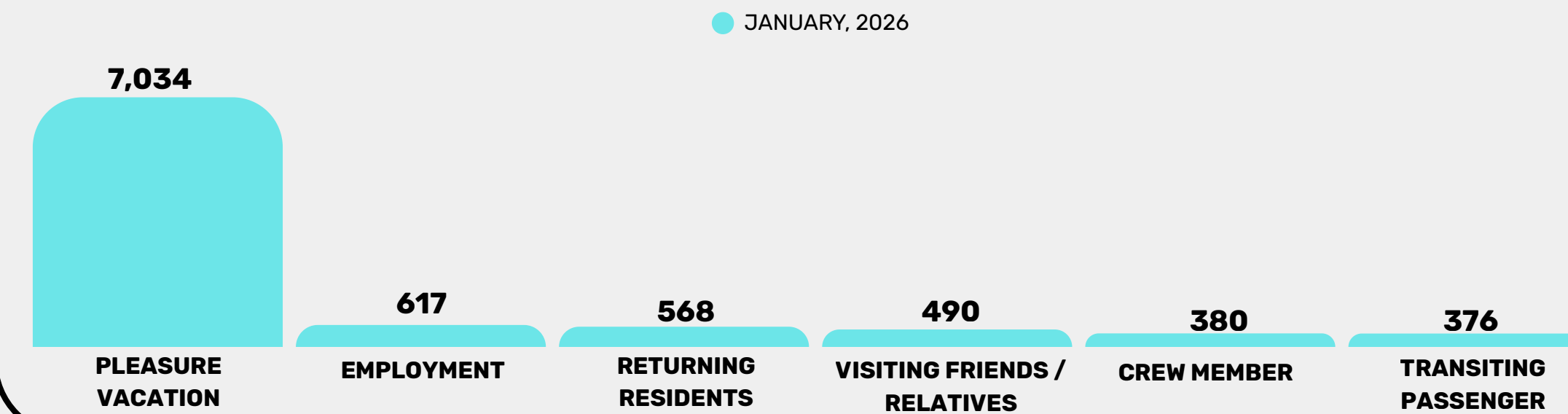


PERCENTAGE OF
COVID-19
VACCINATED
TRAVELERS



OUT OF 10,041
TRAVELERS

TOP PURPOSE OF TRAVEL










Sea Vessels

LIVE ABOARD

OFFSHORE VESSEL

NAVAL SHIP

MOST TRAVELERS BY COUNTRY

| COUNTRY | JAN.2026 | YTD |
|---|----------|-------|
| CHINA  | 2,299 | 2,299 |
| TAIWAN  | 1,372 | 1,372 |
| JAPAN  | 1,301 | 1,301 |
| U.S.A.  | 1,216 | 1,216 |
| PHILIPPINES  | 571 | 571 |
| AUSTRALIA  | 491 | 491 |
| GUAM  | 278 | 278 |

TOP 7 VACCINATED COUNTRIES

| COUNTRY | VACCINATED | TOTAL | % |
|-------------|------------|-------|-----|
| AUSTRALIA | 534 | 571 | 94% |
| U.S.A. | 1129 | 1216 | 93% |
| TAIWAN | 1257 | 1372 | 92% |
| GUAM | 254 | 278 | 91% |
| PHILIPPINES | 420 | 491 | 86% |
| JAPAN | 1038 | 1301 | 80% |
| CHINA | 1480 | 2299 | 64% |

Air Vessels

| | |
|-------------------------------|-------------------------|
| CAMBODIA AIRWAYS (KR5561) | NAURU AIRLINES (ON045) |
| CHINA AIRLINES (CI028) | PRIVATE |
| CHINA AIRLINES (CI030) | QANTAS AIRWAYS (QF165) |
| GREATER BAY AIRLINES (HB8235) | UNITED AIRLINES (UA143) |
| HONGKONG AIRLINES (HX2725) | UNITED AIRLINES (UA157) |
| MILITARY (MILAIR) | UNITED AIRLINES (UA192) |
| NAURU AIRLINES (ON041) | UNITED AIRLINES (UA193) |
| NAURU AIRLINES (ON942) | |
| NAURU AIRLINES (ON031) | |

AS OF 02/15/2026