

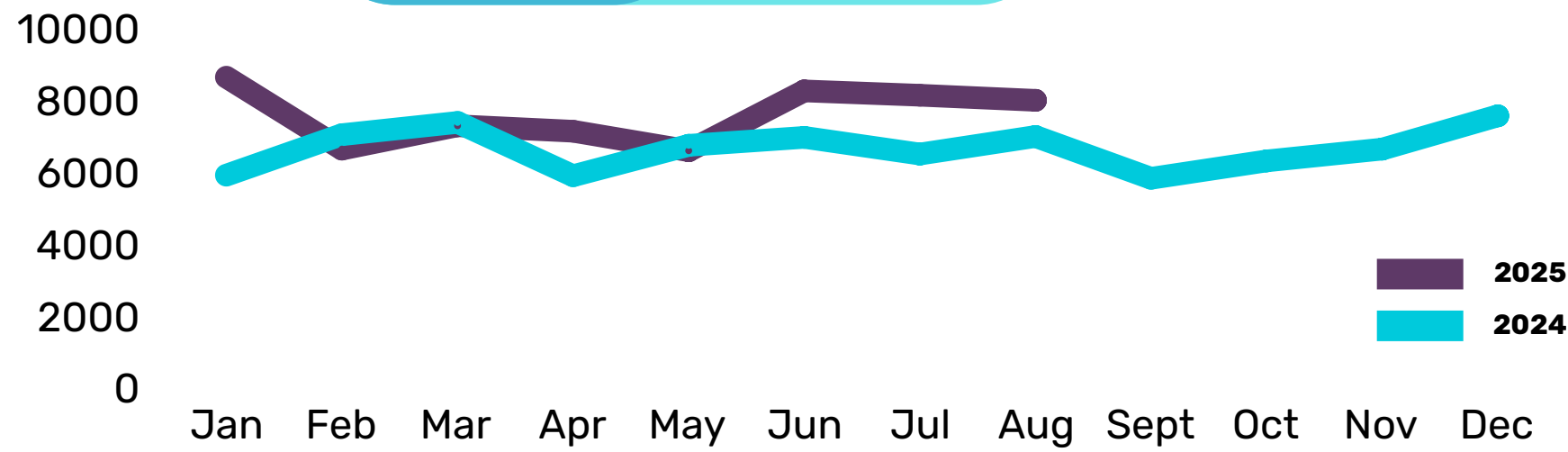
# PALAU ENTRY FORM MONTHLY DASHBOARD

**AUGUST**

**2025 8,021**

**2024 7,014**

**14.36% INCREASE**



**8,021**

**AUGUST, 2025 TRAVELERS**



**8,021**

**TRAVELERS ARRIVING BY AIR**



**0**

**TRAVELERS ARRIVING BY SEA**

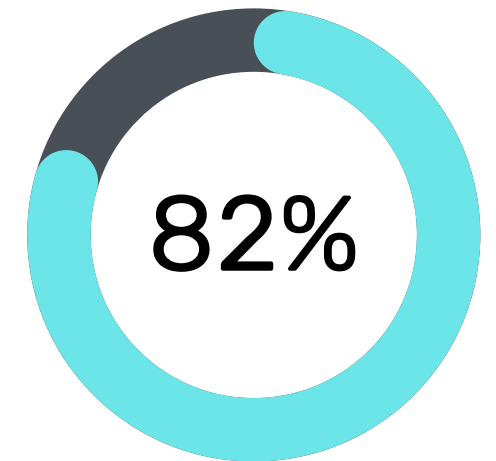
**7,317**

**VISITORS**

**704**

**RESIDENTS**

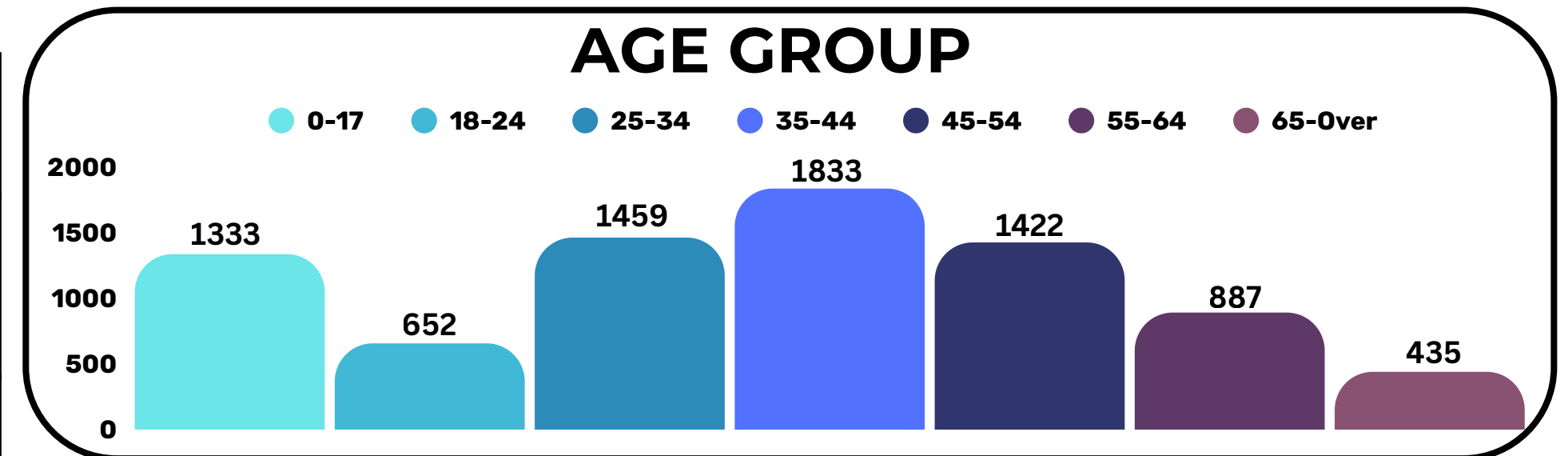
**PERCENTAGE OF COVID-19 VACCINATED TRAVELERS**



**82% OUT OF 8,021 TRAVELERS**

<u>Air Vessels</u>	<u>Count</u>	<u>Air Vessels</u>	<u>Count</u>
CHINA AIRLINES (CI028)	1294	MILITARY (MILAIR)	206
UNITED AIRLINES (UA157)	1145	NAURU AIRLINES (ON041)	159
HONGKONG AIRLINE (HX2731)	970	PRIVATE	46
GREATER BAY AIRLINES (HB8235)	925	NAURU AIRLINES (ON045)	39
CHINA AIRLINES (CI030)	878		
UNITED AIRLINES (UA193)	721		
CAMBODIA AIRWAYS (KR5561)	674		
UNITED AIRLINES (UA192)	671		
QANTAS AIRWAYS (QF165)	293		

<u>Sea Vessels</u>	<u>Count</u>
CONTAINER CARGO SHIP	-
YACHT	-
PASSENGER SHIP	-
FISHING VESSEL	-
NAVAL SHIP	-
TANKER SHIP	-
RESEARCH VESSEL	-
LIVE ABOARD	-
OFFSHORE VESSEL	-
TUGBOAT	-



<b>TOP 7 VACCINATED COUNTRIES</b>			
<u>COUNTRY</u>	<u>VACCINATED</u>	<u>TOTAL</u>	<u>%</u>
AUSTRALIA	242	249	97%
U.S.A.	785	845	93%
GUAM	190	205	93%
TAIWAN	1374	1489	92%
HONGKONG	60	68	88%
PHILIPPINES	348	416	84%
JAPAN	492	658	75%

**AS OF 09/15/2025**