

P.E.F. PUBLIC MONTHLY DASHBOARD - MAY 2025



6,619
MAY, 2025
TRAVELERS



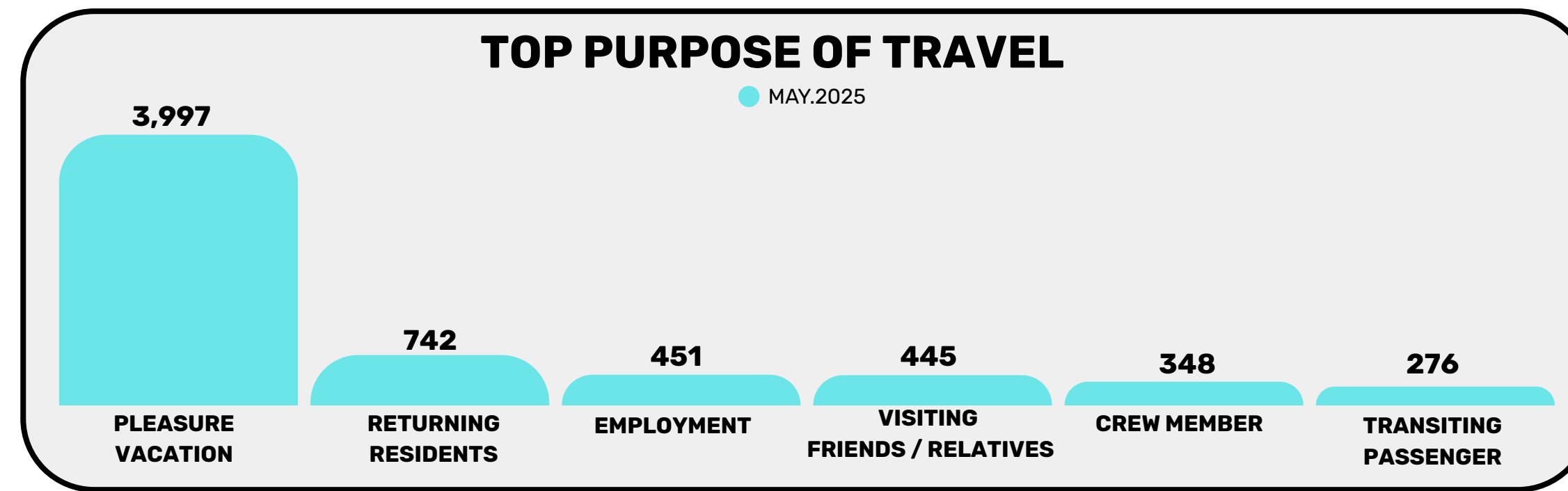
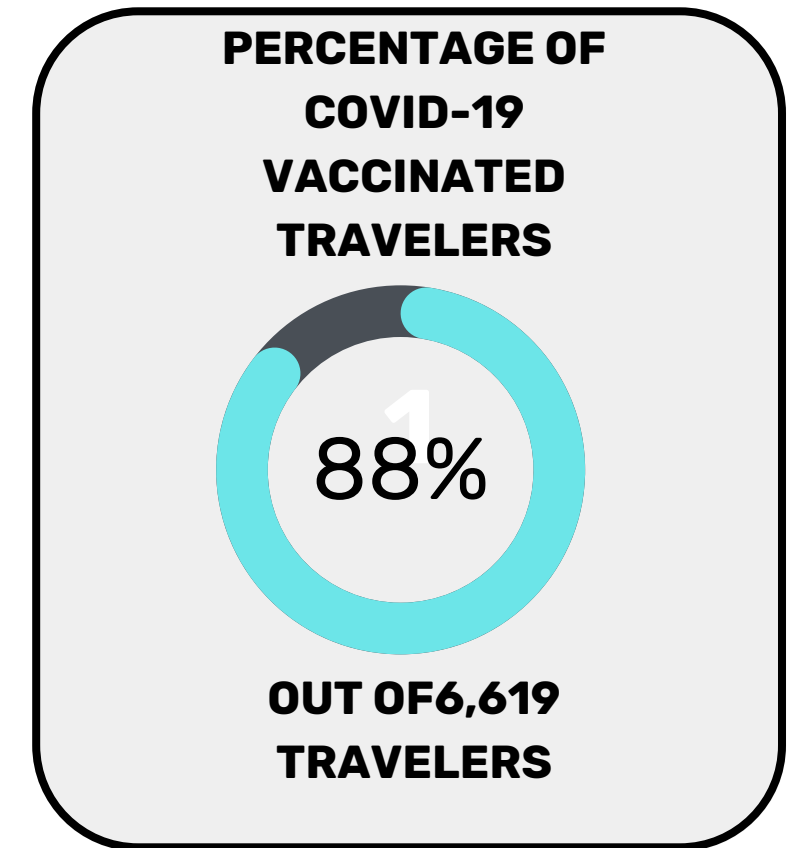
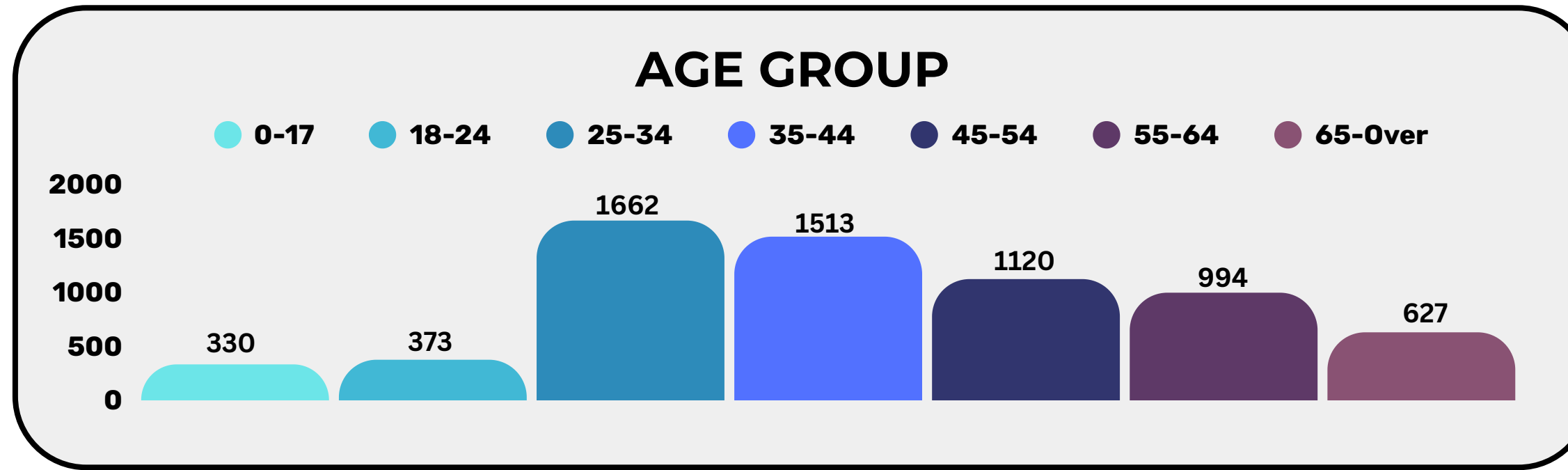
6,604
TRAVELERS
ARRIVING BY AIR



15
TRAVELERS
ARRIVING BY SEA








5,877
VISITORS

742
RESIDENTS



Sea Vessels
TUGBOAT

MOST TRAVELERS BY COUNTRY

COUNTRY	MAY.2025	YTD
CHINA 	1,451	8,247
TAIWAN 	1,272	6,512
U.S.A. 	815	4,110
JAPAN 	397	3,134
PHILIPPINES 	367	1,616
AUSTRALIA 	237	1,412
GUAM 	249	1,068

TOP 7 VACCINATED COUNTRIES

COUNTRY	VACCINATED	TOTAL	%
AUSTRALIA	227	237	97%
TAIWAN	1204	1272	95%
U.S.A.	755	815	93%
GUAM	229	249	92%
PHILIPPINES	328	367	89%
HONGKONG	116	131	89%
JAPAN	327	397	82%

Air Vessels	
CAMBODIA AIRWAYS (KR5561)	QANTAS AIRWAYS (QF165)
CHINA AIRLINES (CI028)	UNITED AIRLINES (UA157)
CHINA AIRLINES (CI030)	UNITED AIRLINES (UA192)
HONGKONG AIRLINES (HX2731)	UNITED AIRLINES (UA193)
MILITARY (MILAIR)	
NAURU AIRLINES (ON041)	
PRIVATE	