

# P.E.F. PUBLIC MONTHLY DASHBOARD - JULY 2025



**8,163**  
JULY, 2025  
TRAVELERS



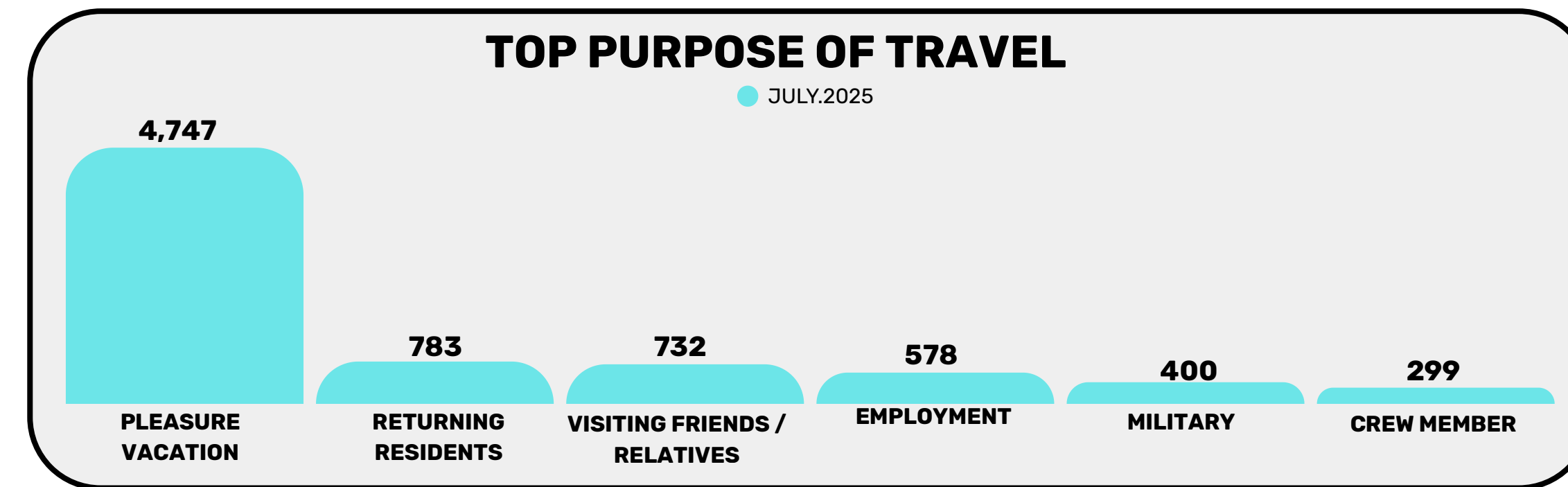
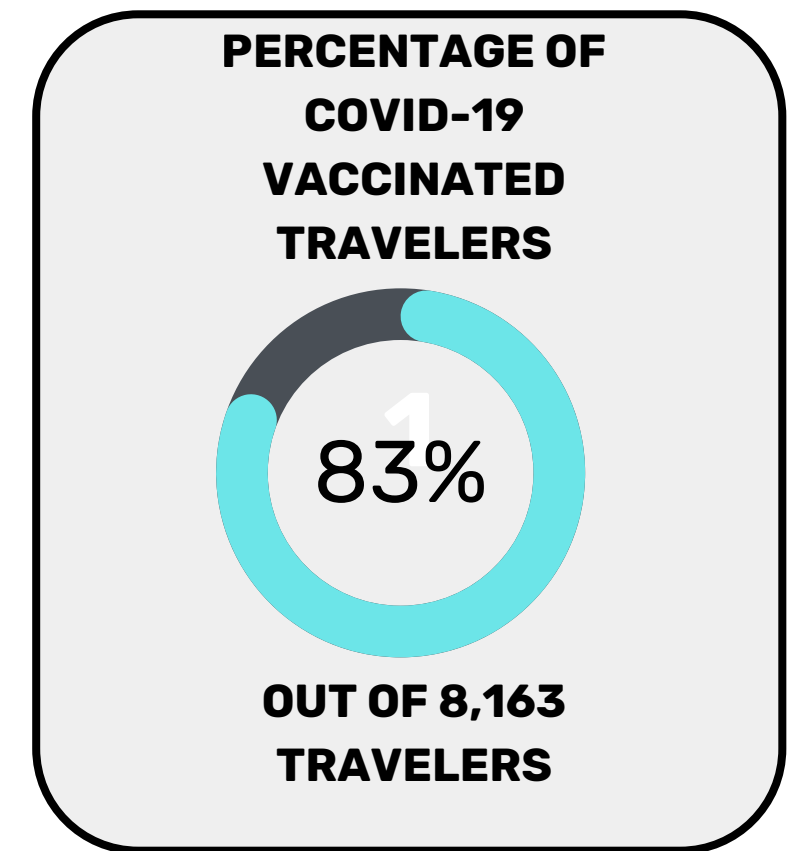
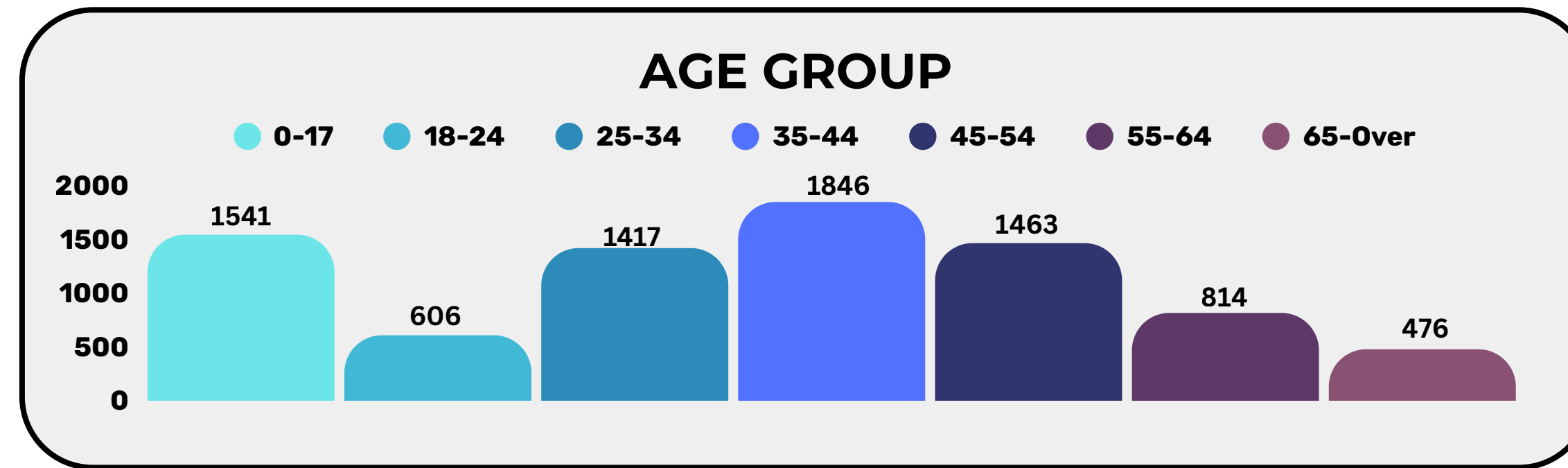
**8,160**  
TRAVELERS  
ARRIVING BY AIR



**3**  
TRAVELERS  
ARRIVING BY SEA








**7,380**  
VISITORS

**783**  
RESIDENTS



Sea Vessels
TUGBOAT

## MOST TRAVELERS BY COUNTRY

COUNTRY	JULY.2025	YTD
CHINA 	2,299	11,753
TAIWAN 	1,405	9,418
U.S.A. 	1,051	5,991
JAPAN 	393	3,807
PHILIPPINES 	350	2,276
AUSTRALIA 	223	1,997
GUAM 	416	1,930

## TOP 7 VACCINATED COUNTRIES

COUNTRY	VACCINATED	TOTAL	%
AUSTRALIA	216	223	97%
U.S.A.	962	1051	92%
TAIWAN	1276	1405	91%
GUAM	377	416	91%
NMI	99	109	91%
PHILIPPINES	307	350	88%
JAPAN	325	393	83%

Air Vessels	
CAMBODIA AIRWAYS (KR5561)	PRIVATE
CHINA AIRLINES (CI028)	QANTAS AIRWAYS (QF165)
CHINA AIRLINES (CI030)	UNITED AIRLINES (UA157)
FIJI AIRWAYS	UNITED AIRLINES (UA192)
GREATER BAY AIRLINES (HB8235)	UNITED AIRLINES (UA193)
HONGKONG AIRLINES (HX2371)	
MILITARY (MILAIR)	
NAURU AIRLINES (ON041)	
NAURU AIRLINES (ON712)	