

P.E.F. PUBLIC MONTHLY DASHBOARD - APRIL 2025



7,161

**APRIL, 2025
TRAVELERS**



7,124

**TRAVELERS
ARRIVING BY AIR**



37

**TRAVELERS
ARRIVING BY SEA**


6,585

VISITORS

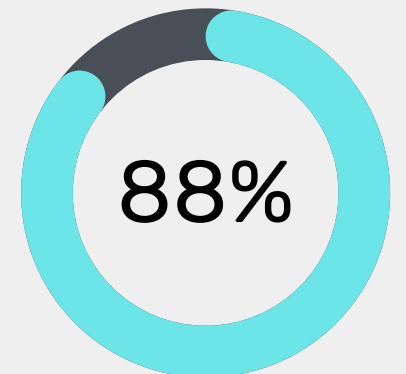
576

RESIDENTS

AGE GROUP

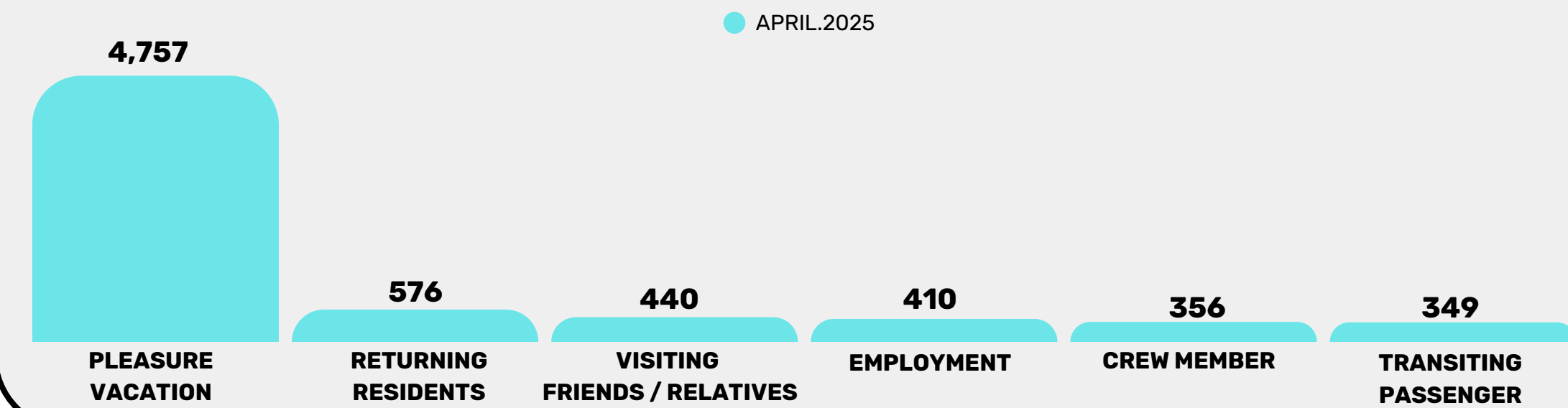


**PERCENTAGE OF
COVID-19
VACCINATED
TRAVELERS**



**OUT OF 7,161
TRAVELERS**

TOP PURPOSE OF TRAVEL










Sea Vessels

TANKER SHIP

YACHT

MOST TRAVELERS BY COUNTRY

COUNTRY	Apr.2025	YTD
CHINA 	1,386	6,796
TAIWAN 	1,269	5,240
U.S.A. 	695	3,295
JAPAN 	495	2,737
PHILIPPINES 	337	1,249
AUSTRALIA 	421	1,175
GUAM 	213	819

TOP 7 VACCINATED COUNTRIES

COUNTRY	VACCINATED	TOTAL	%
AUSTRALIA	404	421	96%
TAIWAN	1192	1269	94%
U.S.A.	641	695	92%
GUAM	194	213	91%
HONGKONG	294	322	91%
JAPAN	425	495	86%
PHILIPPINES	283	337	84%

Air Vessels

CAMBODIA AIRWAYS (KR5561)	QANTAS AIRWAYS (QF165)
CHINA AIRLINES (CI028)	UNITED AIRLINES (UA157)
CHINA AIRLINES (CI030)	UNITED AIRLINES (UA192)
HONGKONG AIRLINES (HX2731)	UNITED AIRLINES (UA193)
MILITARY (MILAIR)	
NAURU AIRLINES (ON041)	
PRIVATE	

AS OF 05/20/2025