

P.E.F. PUBLIC MONTHLY DASHBOARD - MARCH 2025



7,314
MARCH, 2025
TRAVELERS



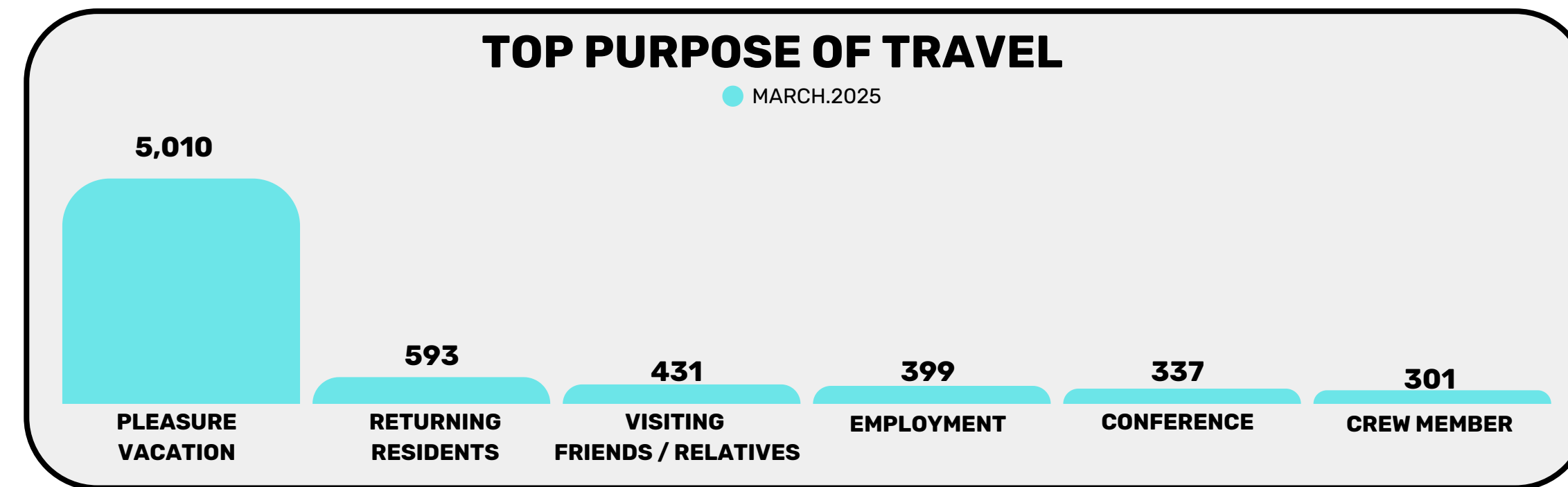
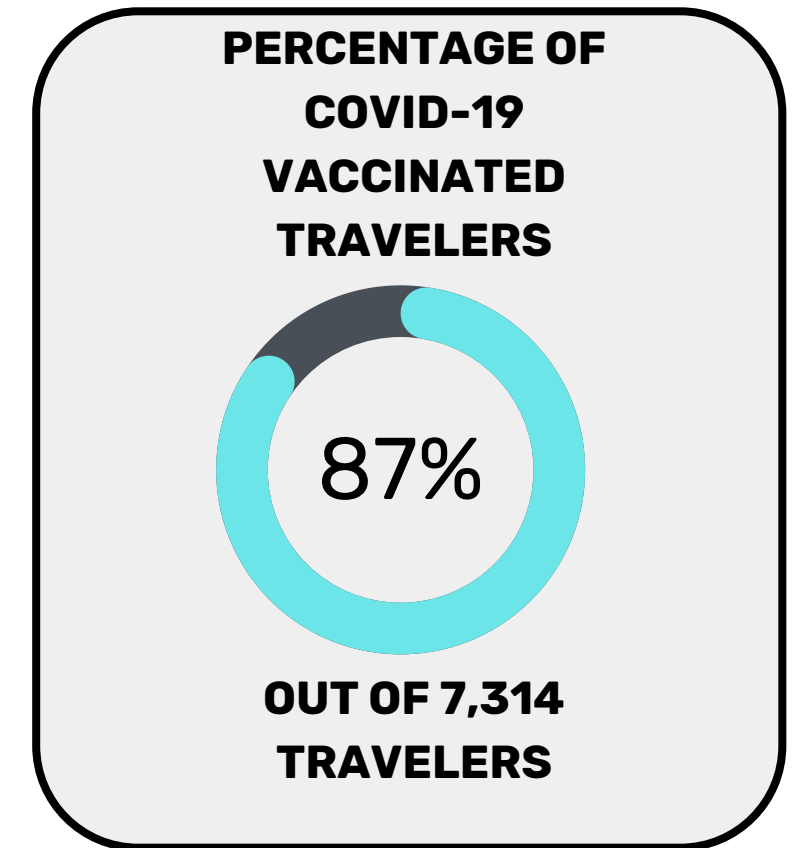
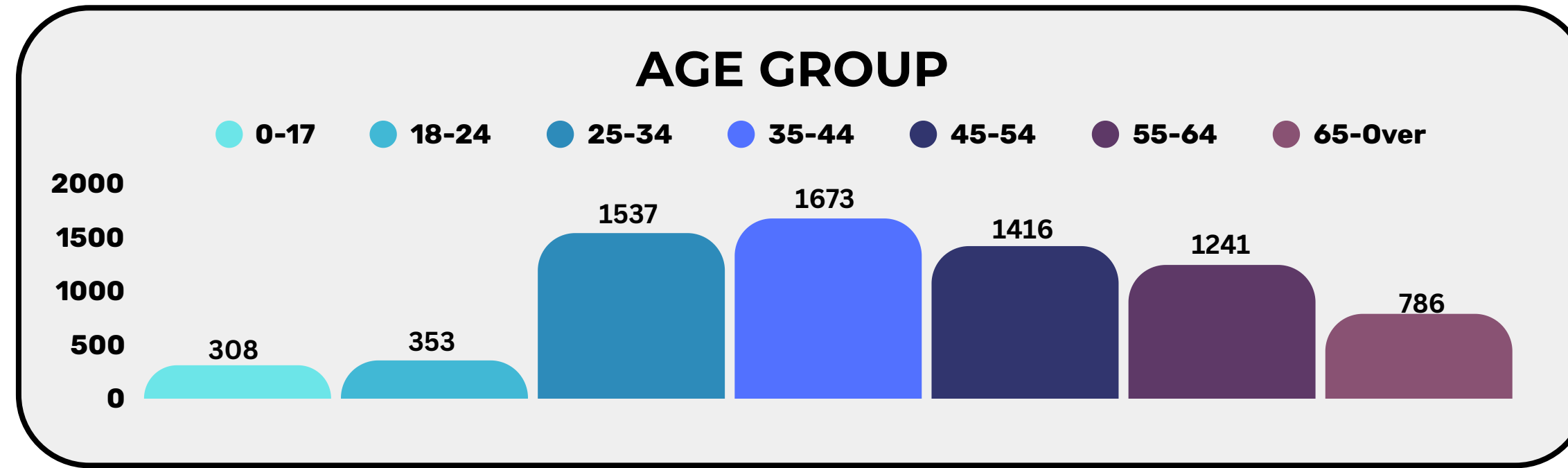
7,299
TRAVELERS
ARRIVING BY AIR



15
TRAVELERS
ARRIVING BY SEA








6,721
VISITORS

593
RESIDENTS



Sea Vessels
TUGBOAT
-

MOST TRAVELERS BY COUNTRY

COUNTRY	Mar.2025	YTD
CHINA 	1,256	5,410
TAIWAN 	1,302	3,971
U.S.A. 	821	2,600
JAPAN 	906	2,242
PHILIPPINES 	271	912
AUSTRALIA 	306	754
GUAM 	213	606

TOP 7 VACCINATED COUNTRIES

COUNTRY	VACCINATED	TOTAL	%
AUSTRALIA	292	306	95%
TAIWAN	1223	1302	94%
PHILIPPINES	253	271	93%
U.S.A.	759	821	92%
GUAM	192	213	90%
HONGKONG	143	161	89%
JAPAN	752	906	83%

Air Vessels	
CAMBODIA AIRWAYS (KR5561)	PRIVATE
CHINA AIRLINES (CI028)	QANTAS AIRWAYS (QF165)
CHINA AIRLINES (CI030)	UNITED AIRLINES (UA157)
HONGKONG AIRLINES (HX2731)	UNITED AIRLINES (UA192)
JAPAN AIRLINES (JL8851)	UNITED AIRLINES (UA193)
MILITARY (MILAIR)	
NAURU AIRLINES (ON041)	