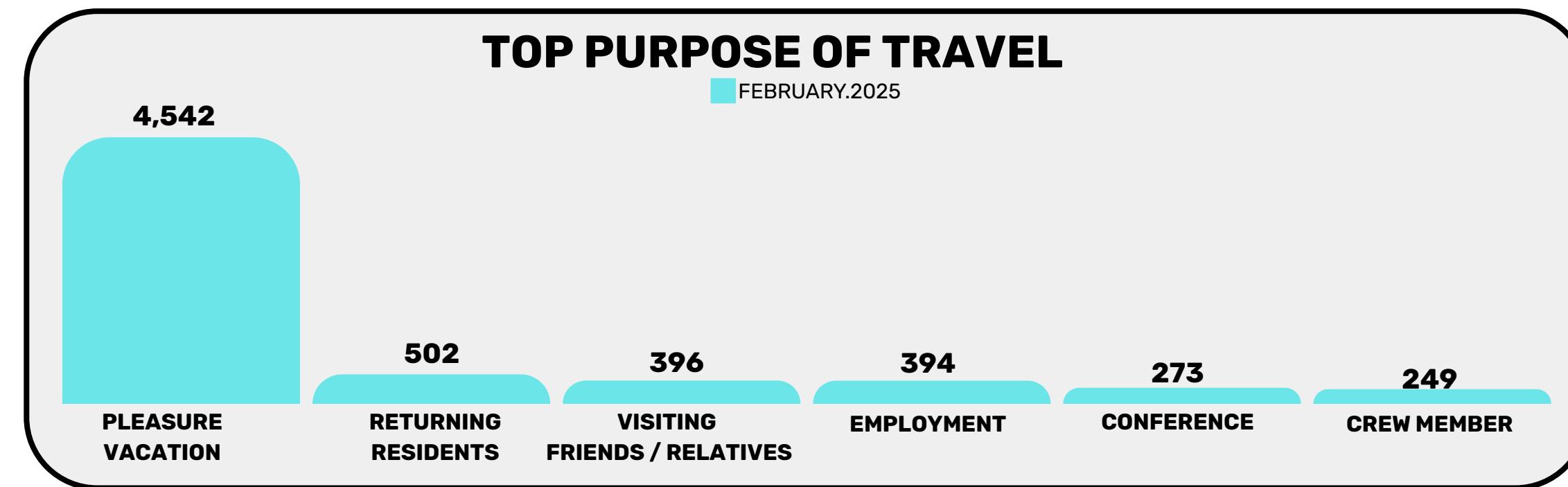
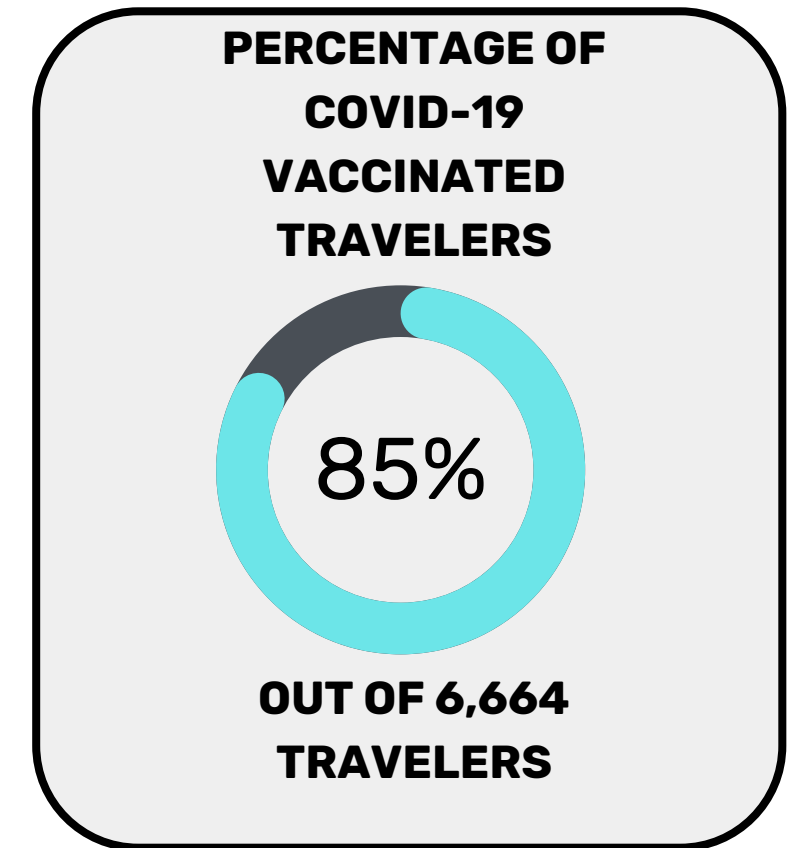
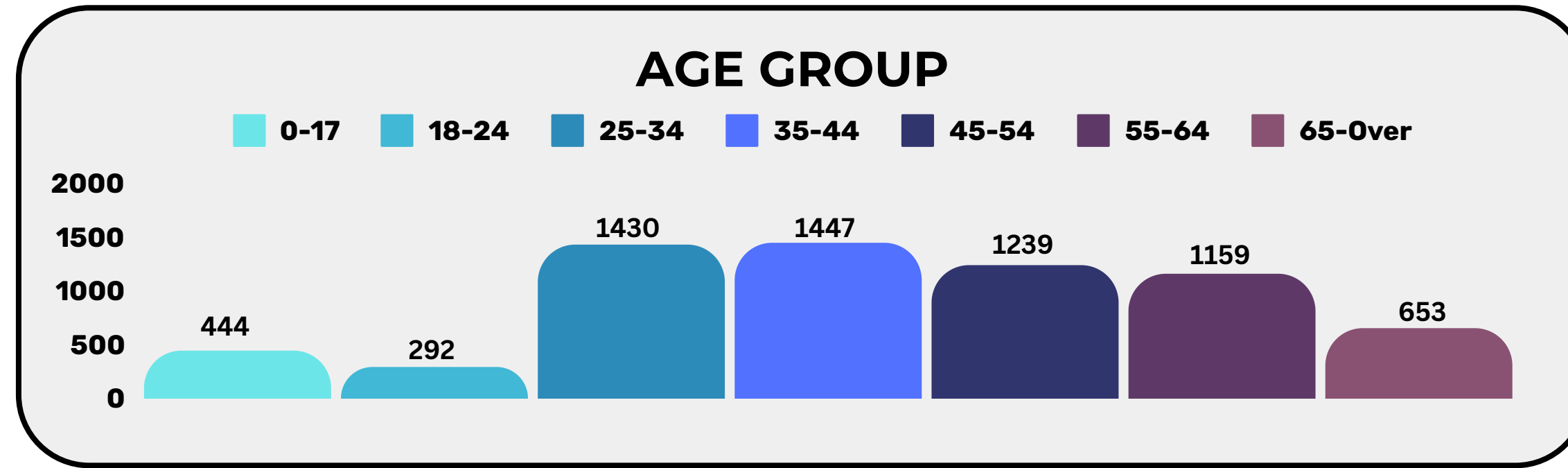


# P.E.F. PUBLIC MONTHLY DASHBOARD - FEBRUARY 2025

 **6,664**  
FEBRUARY, 2025  
TRAVELERS








 **6,662** TRAVELERS ARRIVING BY AIR  
 **2** TRAVELERS ARRIVING BY SEA

**6,162** VISITORS  
**502** RESIDENTS



Sea Vessels
CONTAINER CARGO SHIP
-

## MOST TRAVELERS BY COUNTRY

COUNTRY	Feb.2025	YTD
CHINA 	1,435	4,154
TAIWAN 	1,173	2,669
U.S.A. 	832	1,779
JAPAN 	709	1,336
PHILIPPINES 	264	641
AUSTRALIA 	205	448
GUAM 	197	393

## TOP 7 VACCINATED COUNTRIES

COUNTRY	VACCINATED	TOTAL	%
AUSTRALIA	201	205	98%
U.S.A.	782	832	94%
TAIWAN	1084	1173	92%
PHILIPPINES	238	264	90%
GUAM	178	197	90%
JAPAN	588	709	83%
HONG KONG	120	144	83%

Air Vessels	
CAMBODIA AIRWAYS (KR5561)	PRIVATE
CHINA AIRLINES (CI028)	QANTAS AIRWAYS (QF165)
CHINA AIRLINES (CI030)	UNITED AIRLINES (UA157)
HONG KONG AIRLINES (HX2731)	UNITED AIRLINES (UA192)
MILITARY (MILAIR)	UNITED AIRLINES (UA193)
NAURU AIRLINES (ON041)	