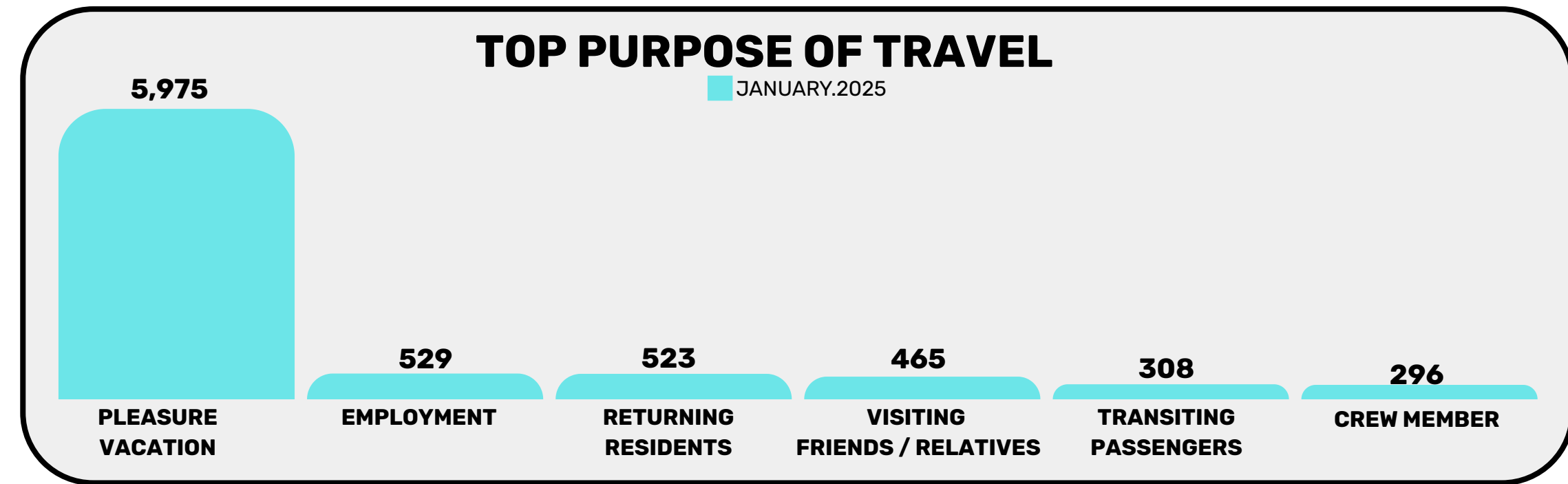
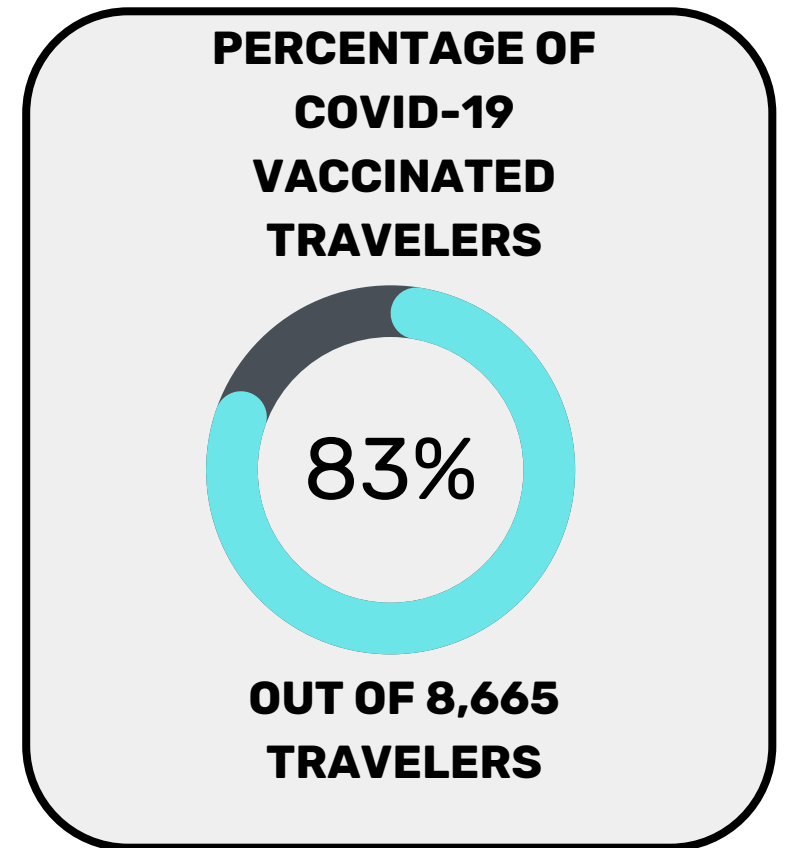
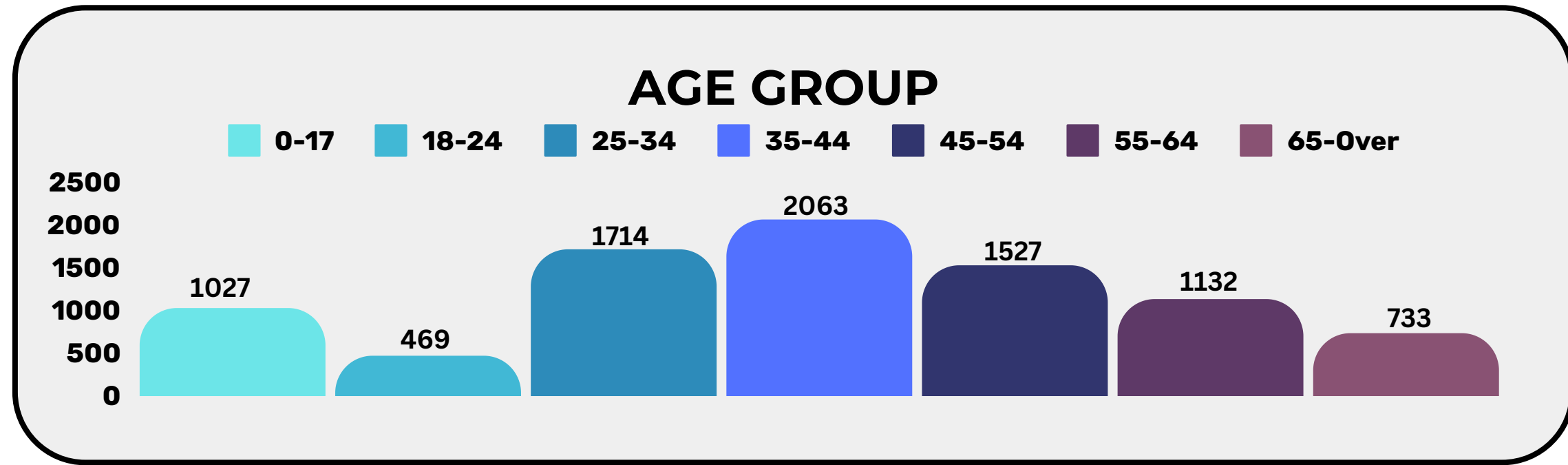


P.E.F. PUBLIC MONTHLY DASHBOARD - JANUARY 2025

 **8,665**
JANUARY, 2025
TRAVELERS








 **8,642** TRAVELERS ARRIVING BY AIR
 **23** TRAVELERS ARRIVING BY SEA

8,142 VISITORS
523 RESIDENTS



Sea Vessels
CONTAINER CARGO SHIP
YACHT

MOST TRAVELERS BY COUNTRY

COUNTRY	JAN.2025	YTD
CHINA 	2719	2719
TAIWAN 	1496	1496
U.S.A. 	947	947
JAPAN 	627	627
PHILIPPINES 	377	377
AUSTRALIA 	243	243
GUAM 	196	196

TOP 7 VACCINATED COUNTRIES

COUNTRY	VACCINATED	TOTAL	%
GUAM	185	196	94%
AUSTRALIA	239	259	92%
PHILIPPINES	347	377	92%
TAIWAN	1374	1496	92%
U.S.A.	857	947	90%
JAPAN	505	627	81%
HONG KONG	116	145	80%

Air Vessels

CAMBODIA AIRWAYS (KR5561)	QANTAS AIRWAYS (QF165)
CHINA AIRLINES (CI028)	UNITED AIRLINES (UA157)
CHINA AIRLINES (CI030)	UNITED AIRLINES (UA192)
HONG KONG AIRLINES (HX2731)	UNITED AIRLINES (UA193)
MILITARY (MILAIR)	
NAURU AIRLINES (ON041)	
PRIVATE	