

P.E.F. PUBLIC MONTHLY DASHBOARD - OCTOBER 2024



6,335
OCTOBER, 2024
TRAVELERS



6,228
TRAVELERS
ARRIVING BY AIR










107
TRAVELERS
ARRIVING BY SEA

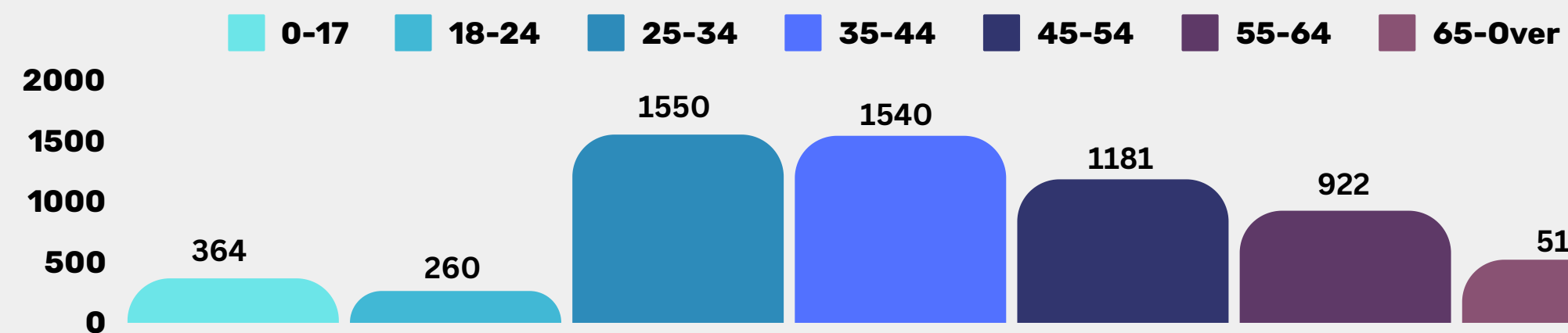
6,335
VISITORS

0
RESIDENTS

MOST TRAVELERS BY COUNTRY

COUNTRY	SEPT.2024	YTD
CHINA 	1480	15,209
TAIWAN 	989	11,205
U.S.A. 	758	8,552
PHILIPPINES 	377	3,770
JAPAN 	352	4,748
GUAM 	201	2,078
HONG KONG 	154	872

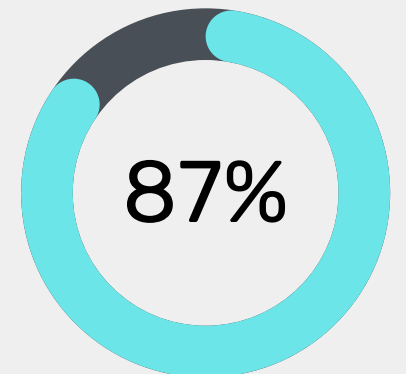
AGE GROUP



TOP PURPOSE OF TRAVEL



PERCENTAGE OF
COVID-19
VACCINATED
TRAVELERS



OUT OF 6,335
TRAVELERS

TOP 7 VACCINATED COUNTRIES

COUNTRY	VACCINATED	TOTAL	%
AUSTRALIA	144	149	97%
U.S.A	710	758	94%
TAIWAN	926	989	94%
PHILIPPINES	338	377	90%
GUAM	177	201	88%
HONG KONG	128	154	83%
JAPAN	263	352	70%

Sea Vessels

CONTAINER CARGO SHIP

YACHT

PASSENGER SHIP

LIVE ABOARD

TANKER SHIP

Air Vessels

CAMBODIA AIRWAYS (KR5561)	NAURU AIRLINES (ON041)
CAMBODIA ANKOR AIR (K6 680)	NAURU AIRLINES (ON045)
CHINA AIRLINES (CI028)	NAURU AIRLINES (ON080)
CHINA AIRLINES (C1030)	PRIVATE
HONG KONG AIRLINE (HX2731)	UNITED AIRLINES (UA157)
MILITARY (MILAIR)	UNITED AIRLINES (UA192)
	UNITED AIRLINES (UA193)

AS OF 11/15/2024