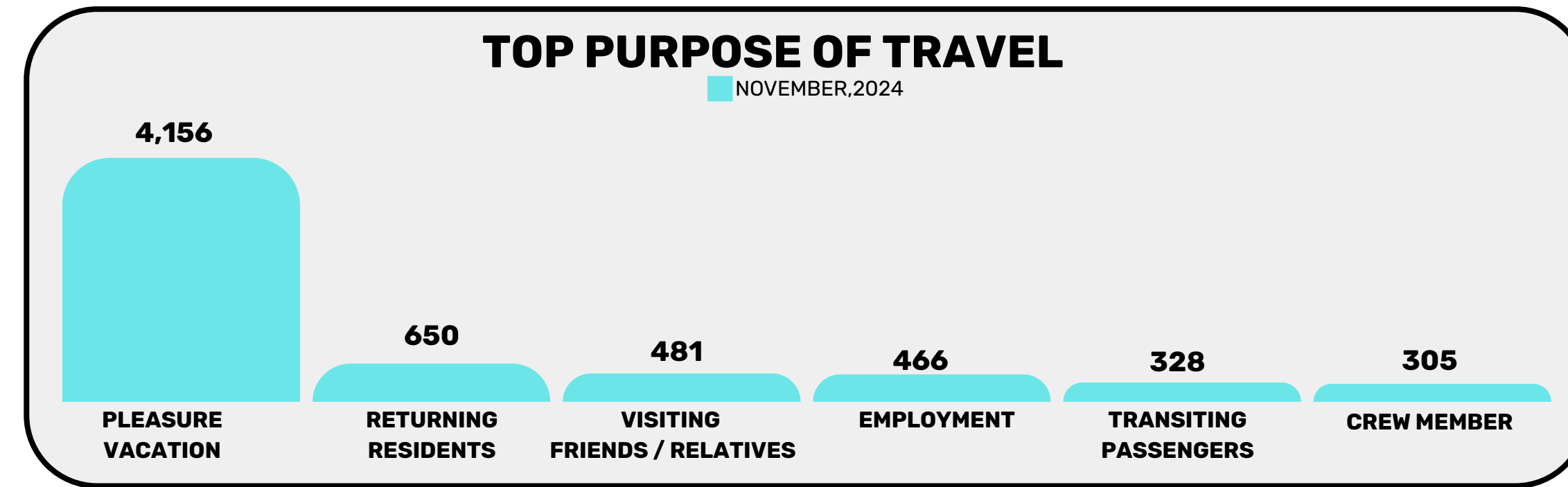
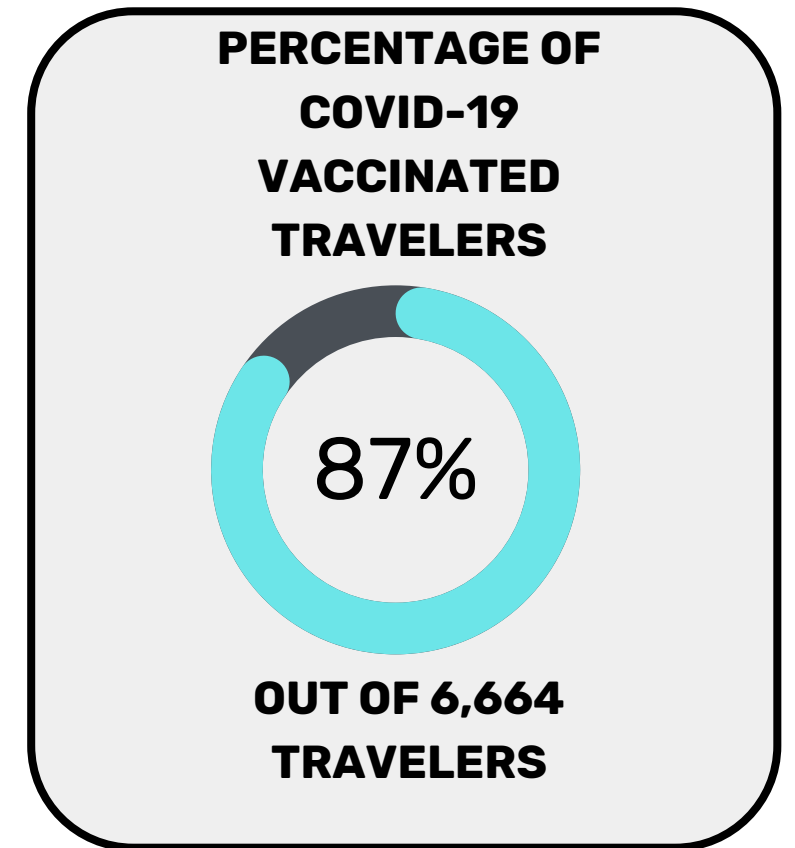
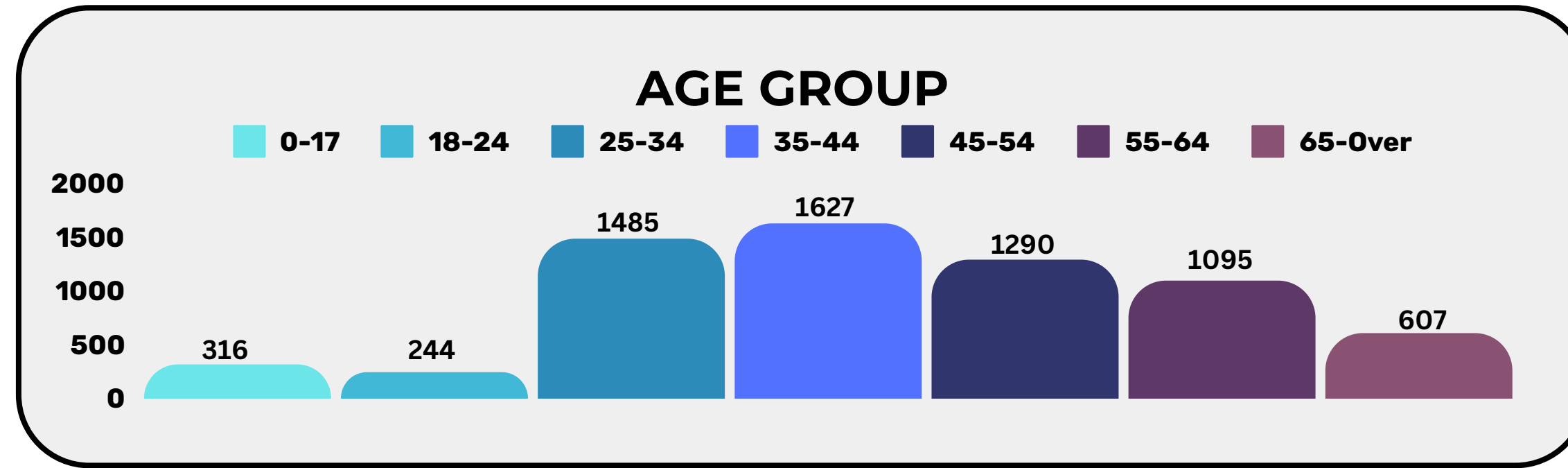


# P.E.F. PUBLIC MONTHLY DASHBOARD - NOVEMBER 2024

**6,664**  
NOVEMBER, 2024  
TRAVELERS

**6,664** TRAVELERS ARRIVING BY AIR  
**0** TRAVELERS ARRIVING BY SEA

**6,014** VISITORS  
**650** RESIDENTS



### Sea Vessels

CONTAINER CARGO SHIP
YACHT
PASSENGER SHIP
LIVE ABOARD
TANKER SHIP

## MOST TRAVELERS BY COUNTRY

COUNTRY	NOV.2024	YTD
CHINA	1098	16,307
TAIWAN	1218	12,423
U.S.A.	764	9,316
PHILIPPINES	336	4,106
JAPAN	593	5,341
GUAM	230	2,308
HONG KONG	135	1,007

## TOP 7 VACCINATED COUNTRIES

COUNTRY	VACCINATED	TOTAL	%
AUSTRALIA	159	165	96%
TAIWAN	1150	1218	94%
U.S.A.	709	764	93%
PHILIPPINES	303	336	90%
HONG KONG	120	135	89%
GUAM	202	230	88%
JAPAN	439	593	74%

### Air Vessels

CAMBODIA AIRWAYS (KR5561)	PRIVATE
CHINA AIRLINES (CI028)	UNITED AIRLINES (UA157)
CHINA AIRLINES (CI030)	UNITED AIRLINES (UA192)
HONG KONG AIRLINE (HX2731)	UNITED AIRLINES (UA193)
MILITARY (MILAIR)	
NAURU AIRLINES (ON041)	
NAURU AIRLINES (ON080)	