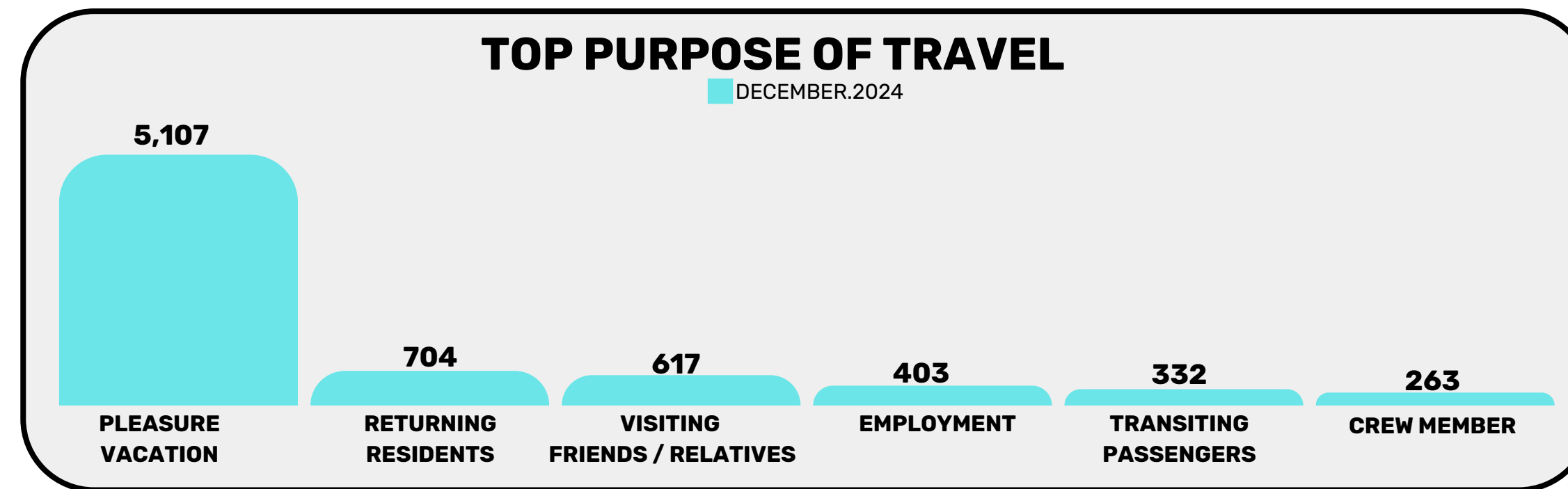
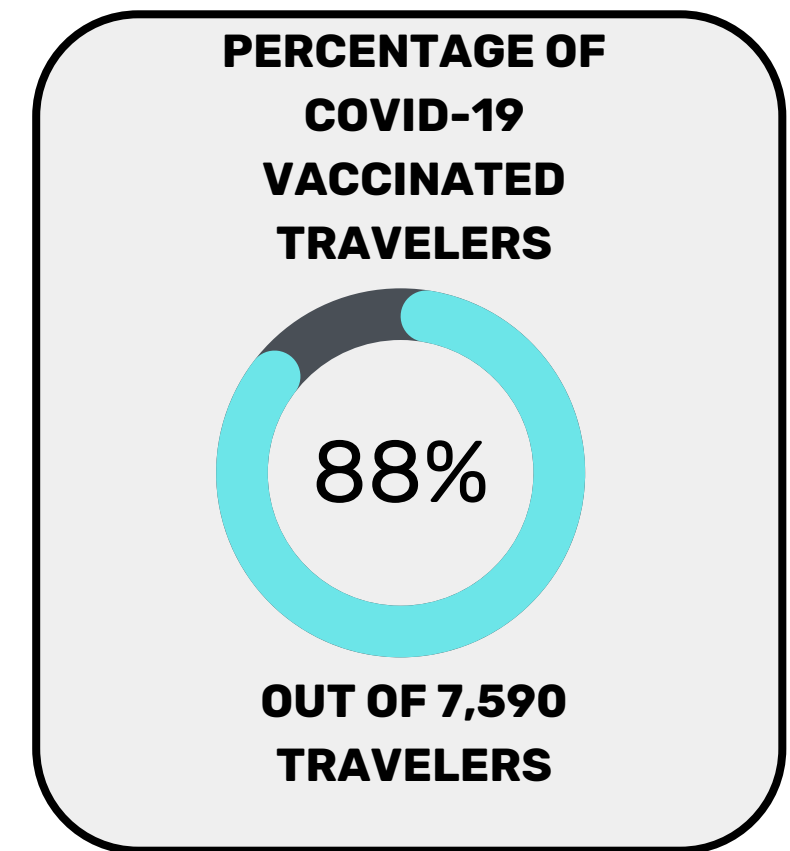
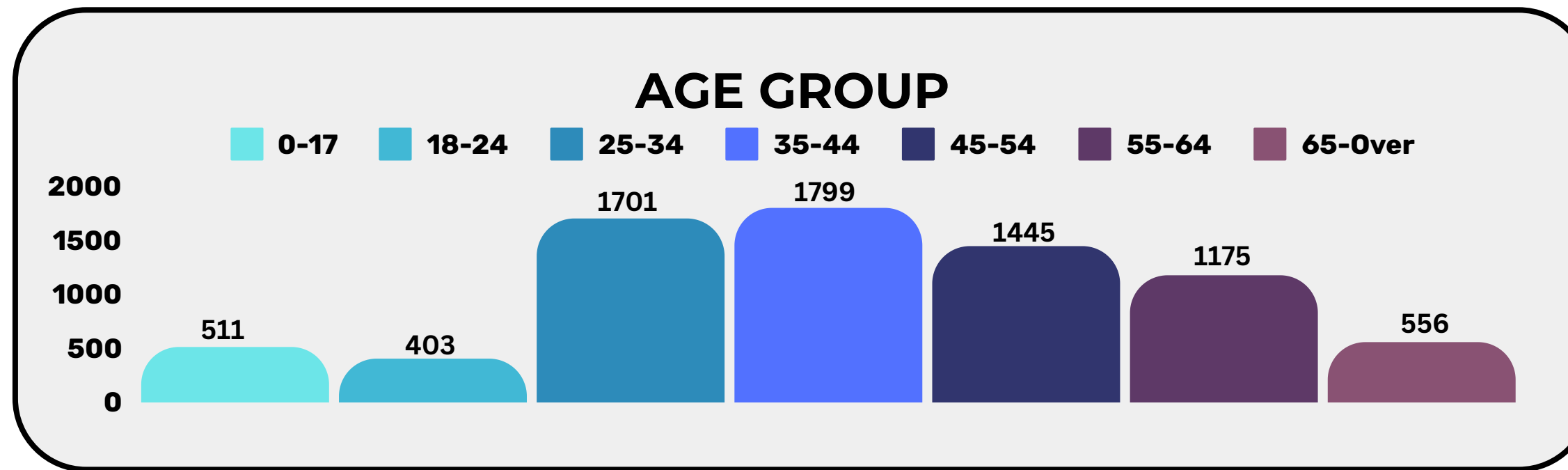


# P.E.F. PUBLIC MONTHLY DASHBOARD - DECEMBER 2024

**7,590**  
DECEMBER, 2024  
TRAVELERS

**7,584** TRAVELERS ARRIVING BY AIR  
**6** TRAVELERS ARRIVING BY SEA

**6,886** VISITORS  
**704** RESIDENTS



- ### Sea Vessels
- CONTAINER CARGO SHIP
  - FISHING VESSEL
  - NAVAL SHIP
  - TANKER SHIP

## MOST TRAVELERS BY COUNTRY

COUNTRY	DEC.2024	YTD
CHINA	1690	17,997
TAIWAN	1295	13,718
U.S.A.	730	10,046
JAPAN	799	6,140
PHILIPPINES	299	4,405
GUAM	243	2,551
HONG KONG	271	1,278

## TOP 7 VACCINATED COUNTRIES

COUNTRY	VACCINATED	TOTAL	%
AUSTRALIA	272	283	96%
TAIWAN	1247	1295	96%
U.S.A.	689	730	94%
PHILIPPINES	273	299	91%
HONG KONG	242	271	89%
GUAM	217	243	89%
JAPAN	660	799	83%

### Air Vessels

CAMBODIA AIRWAYS (KR5561)	QANTAS AIRWAYS (QF165)
CHINA AIRLINES (CI028)	UNITED AIRLINES (UA157)
CHINA AIRLINES (CI030)	UNITED AIRLINES (UA192)
HONG KONG AIRLINE (HX2731)	UNITED AIRLINES (UA193)
MILITARY (MILAIR)	
NAURU AIRLINES (ON041)	
PRIVATE	