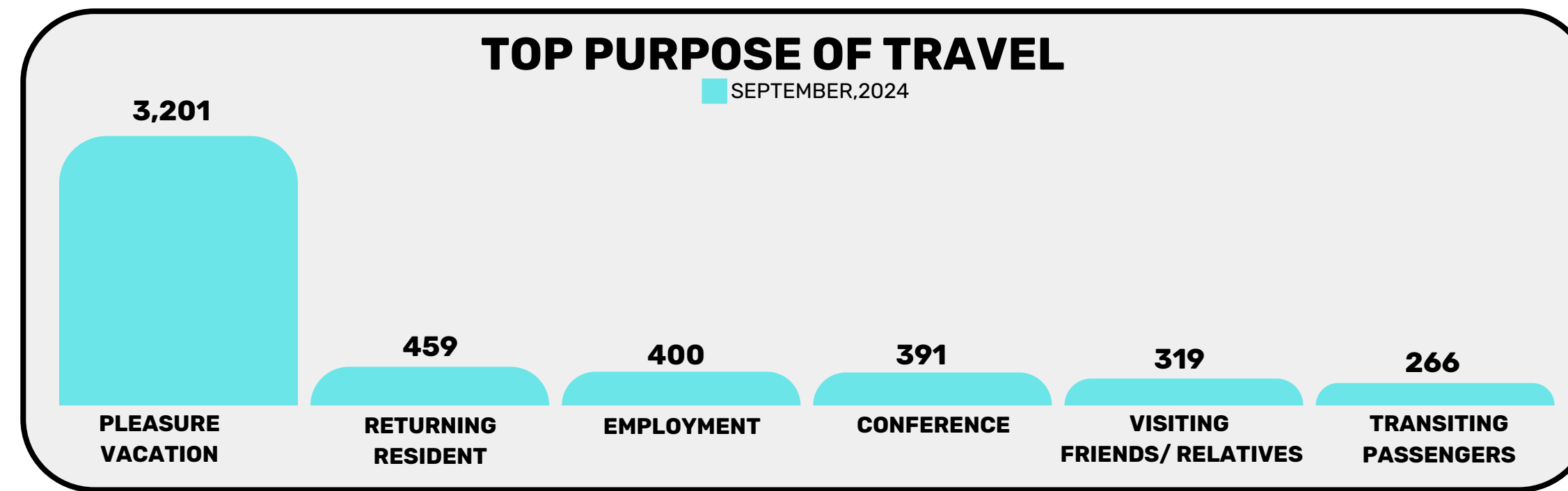
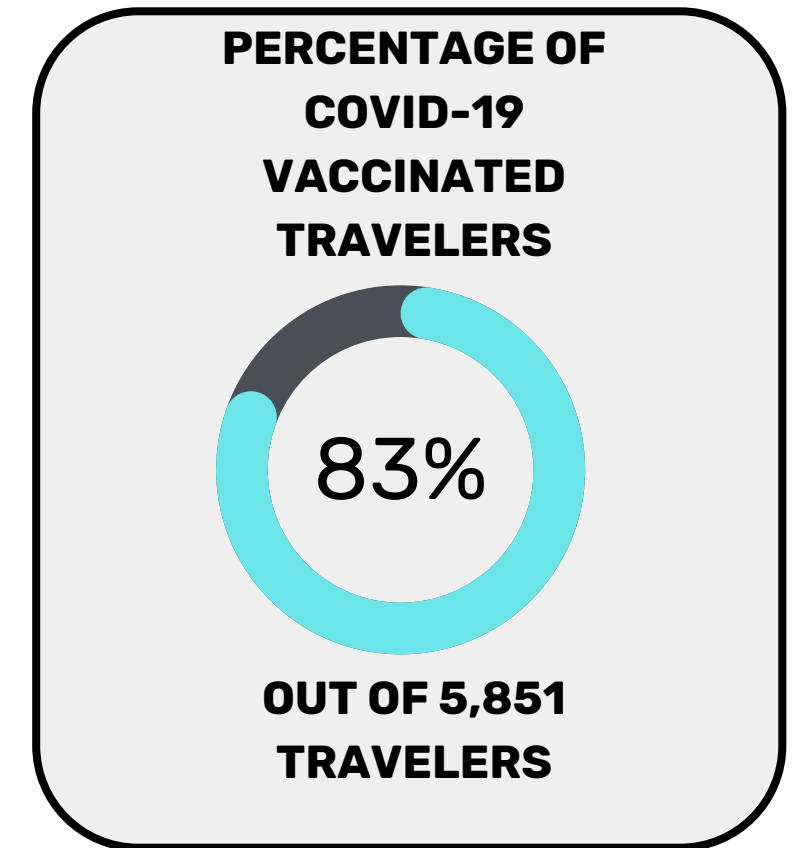
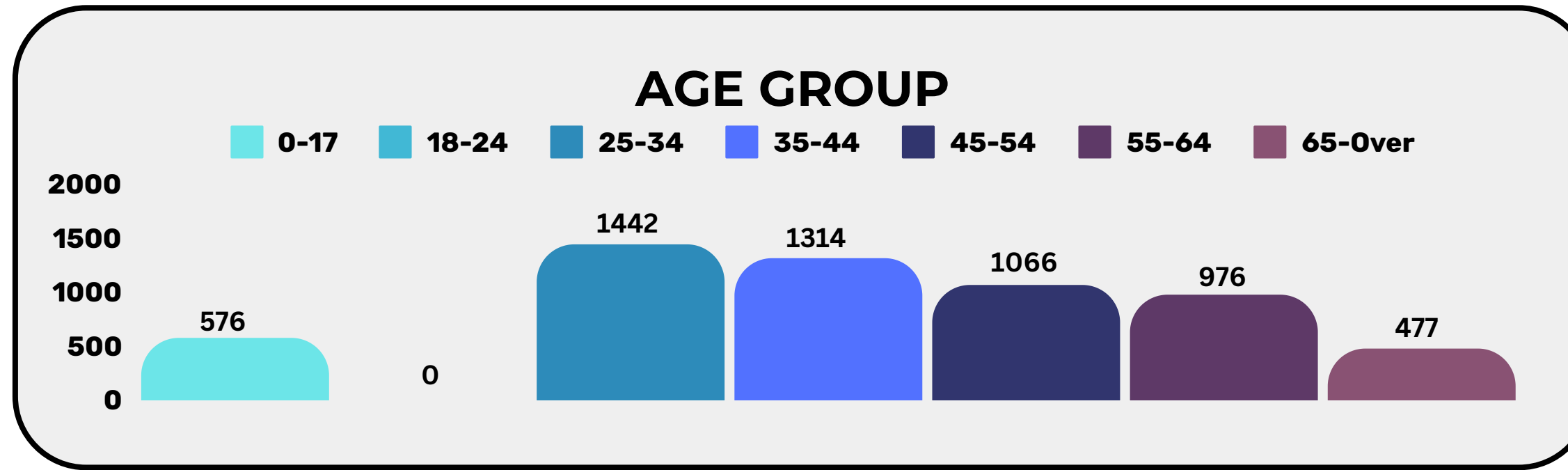


P.E.F. PUBLIC MONTHLY DASHBOARD - SEPTEMBER 2024

5,851
SEPTEMBER, 2024
TRAVELERS

5,790 TRAVELERS ARRIVING BY AIR
61 TRAVELERS ARRIVING BY SEA

5,392 VISITORS
459 RESIDENTS



Sea Vessels

CONTAINER CARGO SHIP
YACHT
PASSENGER SHIP
LIVE ABOARD

MOST TRAVELERS BY COUNTRY

COUNTRY	SEPT.2024	YTD
TAIWAN	931	10,216
CHINA	1429	13,729
U.S.A.	762	7,794
JAPAN	430	4,396
PHILIPPINES	371	3,393
GUAM	193	1,877
AUSTRALIA	169	1,501

TOP 7 VACCINATED COUNTRIES

COUNTRY	VACCINATED	TOTAL	%
AUSTRALIA	161	169	95%
GUAM	180	193	93%
PHILIPPINES	339	371	91%
U.S.A.	659	741	89%
TAIWAN	822	931	88%
JAPAN	355	430	83%
CHINA	896	1429	63%

Air Vessels

CAMBODIA AIRWAYS (KR5561)	NAURU AIRLINES (ON041)
CAMBODIA ANKOR AIR (K6 680)	NAURU AIRLINES (ON080)
CHINA AIRLINES (CI028)	PRIVATE
CHINA AIRLINES (C1030)	UNITED AIRLINES (UA157)
HONG KONG AIRLINE (HX2731)	UNITED AIRLINES (UA192)
MILITARY (MILAIR)	UNITED AIRLINES (UA193)